

Cumberland County FY2012 Recommended Budget



James E. Martin
County Manager

Commissioners' Strategic Goals

- Ensure a safe and healthy community by providing needed services to our citizens in a timely manner.
- Provide adequate infrastructure consistent with orderly growth of a dynamic county.
- Promote economic development by creating and retaining jobs, and providing career opportunities, quality education, culture and recreational services.



Commissioners' Strategic Goals

- Educate, inform and engage employees, citizens, elected and appointed officials through effective and efficient communications.
- Employ motivated, professional and well-trained personnel who offer excellent customer service with **PRIDE**-- **P**rofessionalism, **R**espect, **I**ntegrity with accountability, **D**iversity and **E**xcellent customer service.



Budget Approach

- Base budget
 - Departmental operating expenditures maintained at FY2011 levels
- Supplemental requests
 - Provides opportunity to request dollars for needs that are not addressed in base budget
 - One-time
 - Recurring
 - New positions



Budget Policy

- Sustainable fund balance appropriation
 - Limit fund balance appropriation to an amount that can be sustained on a recurring basis
- Align expenditures with recurring revenue and/or a sustainable fund balance appropriation
 - To increase expenditures, identify revenue source(s)



Budget Policy

- *Maintain minimum* undesignated fund balance - 10.0%
 - Transfer any excess to reserve fund or designate fund balance for specific **one-time** project/expenditures

County-Wide Budget

■ General Fund	\$291,406,154	55.30%
■ Mental Health	25,436,928	4.84%
■ Special Revenue	48,384,291	9.19%
■ Capital Projects	121,625,155	23.02%
■ Enterprise	20,401,330	3.88%
■ Internal Service	19,338,286	3.68%
■ Permanent & Pension	<u>460,036</u>	<u>0.09%</u>
Total	\$527,052,180	100.00%

Budget Highlights

- County-wide tax rate remains at 74-cents
 - 73.4 cents for General Fund
 - .6 cent dedicated to Detention Facility Capital Project
- All fire districts tax remains at 10 cents
- Special Fire District tax 1¼ cents
 - Additional tax to fund 5 low wealth districts
 - Funds to be used for staffing
 - 30% to Fire Chiefs' Association
- Recreation tax remains at 5 cents



Budget Highlights

- County school current expense \$76,220,676
 - Same as current year
- FTCC current expense \$9,163,305
 - \$321,737 (3.64%) increase for new building operations
 - \$3,500,000 for Lafayette Hall HVAC system and various roof replacements
 - \$555,795 for other capital needs



Budget Highlights

- Fuel reserve \$354,026
- Roof plan \$400,000
- Health insurance increase from \$5,750 to \$6,376 per employee
 - Cost \$1,279,186
- Retirement increase from 6.45% of salary to 6.97%
 - Cost \$414,007

General Fund Revenue

■ Ad valorem taxes		\$157,365,538
■ Real & per property	141,167,972	
■ Motor vehicle	10,982,971	
■ Prior years	5,214,595	
■ Other taxes		\$36,849,268
■ Sales	34,833,928	
■ Other	2,015,340	
■ Unrestricted intergovernmental		\$9,635,758

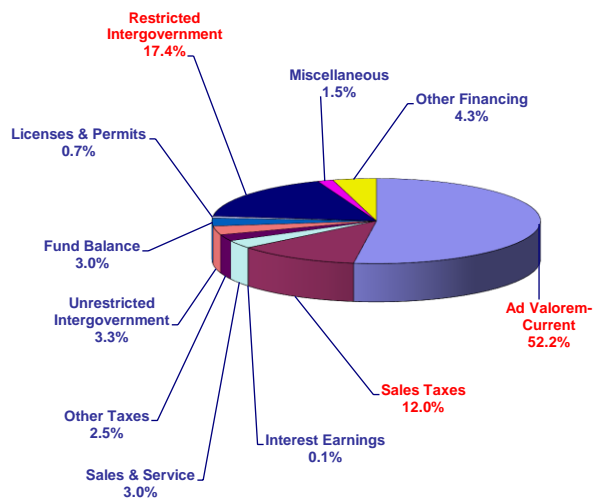
General Fund Revenue

■ Restricted intergovernmental		\$50,662,288
■ Licenses & permits		\$2,082,009
■ Sales & services		\$8,887,790
■ Miscellaneous		\$4,638,744
■ Interest	163,870	
■ CFVMC	3,451,897	
■ Other	1,022,977	

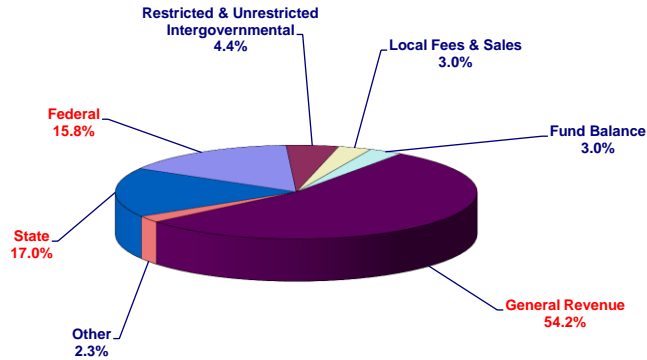
General Fund Revenue

■	Transfers	\$9,004,232
■	Proceeds debt financing (FTCC)	\$3,500,000
■	Fund balance appropriated	\$8,780,527
■	Health Department	434,074
■	Communications	1,231,825
■	Water & Sewer	500,000
■	Maintenance & repair	200,000
■	General	6,414,628
General Fund total		<u>\$291,406,154</u>

General Fund Revenue by Category



General Fund Revenue by Source



General Fund Expenditures

■ Personnel	\$110,330,608
■ Basic operating	18,203,629
■ Other charges & services	2,105,818
■ Capital outlay	<u>526,739</u>
<i>Department total(45.01%)</i>	<i>\$131,166,794</i>
■ Social Service programs	26,558,764
■ Debt service	26,875,876

General Fund Expenditures

■	Community funding	1,587,237
■	Transfers	5,039,129
■	Education	
■	County schools	76,861,526
■	FTCC	13,354,106
■	Miscellaneous	<u>10,962,722</u>
	<i>General Fund total</i>	<u><u>\$291,406,154</u></u>

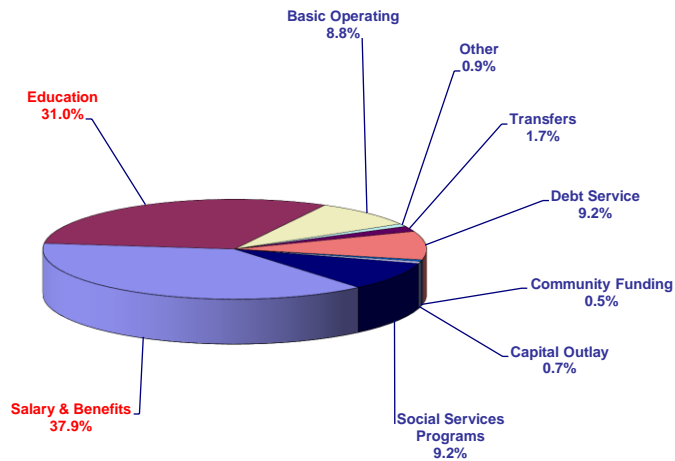
General Fund - Fund Balance

Total funds - July 1, 2010 (per audit)	<u>87,641,490</u>
Projected revenues - June 30, 2011	279,830,466
Projected expenditures - June 30, 2011	<u>(280,681,884)</u>
Projected results of FY2011 operations	<u>(851,418)</u>
Total other adjustments	<u>(9,140,189)</u>
FY2011 net gain (deficit)	<u>(9,991,607)</u>
Projected total funds available	77,649,883
Less: reserved for inventories & Register of Deeds	(655,545)
Less: reserved by state statute	(21,652,084)
Less: assigned for tax office software	(1,175,000)
Less: assigned for jail expansion	(6,274,760)
Less: assigned for renovation & maintenance	(2,258,117)
Less: assigned for economic development incentive	(2,392,949)
Less: assigned for water & sewer industrial expansion	(4,877,818)
Less: assigned for property revaluation	<u>(439,884)</u>
Projected unassigned fund balance-FY2011	37,923,726
Less: Projected fund balance appropriated for FY2012	<u>(8,780,527)</u>
Projected FY2011 net unassigned fund balance	29,143,199

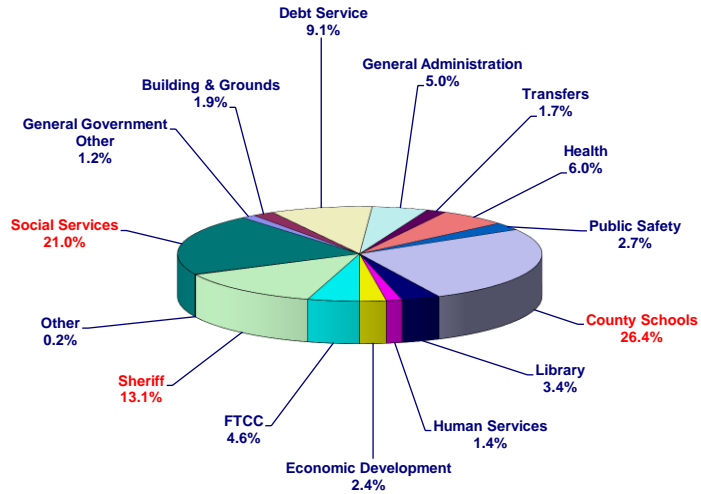
General Fund - Fund Balance

FY2012 base expenditure budget	281,748,569
Recurring additions	4,509,035
Supplemental positions	214,191
One-time additions	4,934,359
FY2012 total budget	<u>\$ 291,406,154</u>
FY2012 Recurring base revenue budget	277,448,373
Supplemental recurring revenue	1,354,045
Supplemental one-time revenue	3,823,209
Fund balance recurring	5,164,343
Fund balance one-time	3,616,184
FY2012 total estimated revenue budget	<u>\$ 291,406,154</u>
Difference	0
% reserve remaining	10.00%

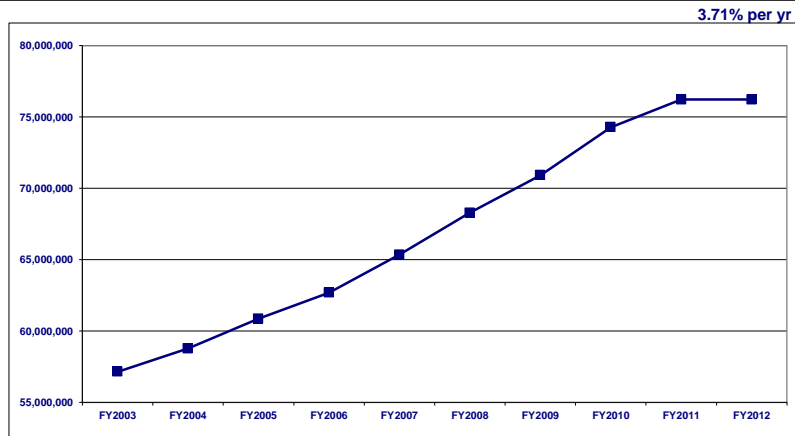
General Fund Expenditures by Category



GF Expenditures by Function

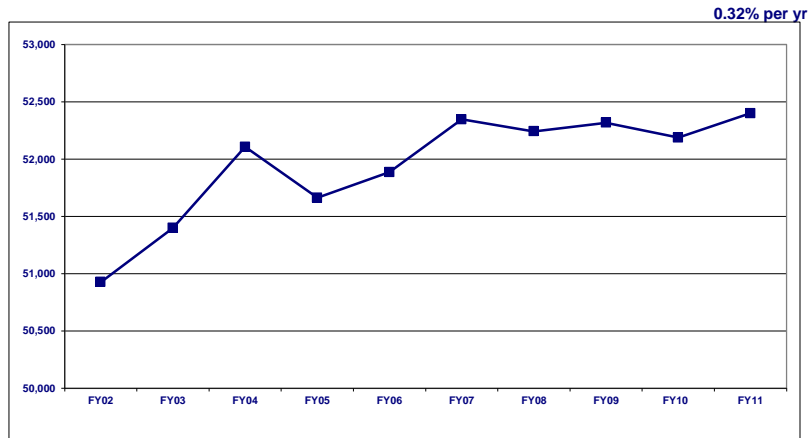


County Schools Current Expense



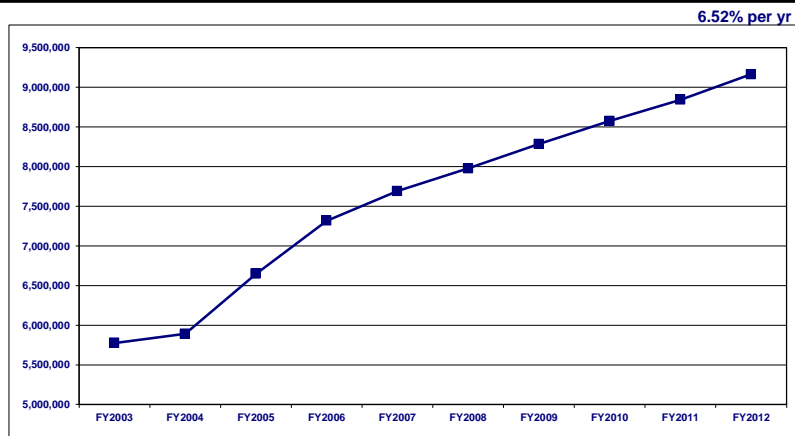
FY2003	FY2004	FY2005	FY2006	FY2007	FY2008	FY2009	FY2010	FY2011	FY2012
\$57.1M	\$58.8M	\$60.9M	\$62.7M	\$65.3M	\$68.3M	\$70.9M	\$74.3M	\$76.2M	\$76.2M

County Schools Current Enrollment



FY2002	FY2003	FY2004	FY2005	FY2006	FY2007	FY2008	FY2009	FY2010	FY2011
50,926	51,398	52,107	51,663	51,886	52,346	52,912	53,162	52,187	52,400

FTCC Current Expense



FY2003	FY2004	FY2005	FY2006	FY2007	FY2008	FY2009	FY2010	FY2011	FY2012
\$5.8M	\$5.9M	\$6.6M	\$7.3M	\$7.7M	\$8.0M	\$8.3M	\$8.6M	\$8.8M	\$9.2M

Landfill Capital Project

■ Landfill-new cells 9-10	
■ FY2012	655,771
■ FY2012 additional	344,229
■ FY2013	4,000,000
■ FY2014	1,500,000

Detention Facility Expansion Capital Project

■ FY2011	
■ Ad valorem tax	1,217,749
■ Transfer G/F	1,800,000
■ FY2012	
■ Ad valorem tax	1,246,484
■ FY2010 unassigned F/B	2,391,868
■ G/F set aside	500,000

Detention Facility Expansion Capital Project

- FY2013
 - Ad valorem tax 1,266,993
 - Former Health dept reserve 3,882,892
 - G/F set aside 1,000,000
- FY2014
 - Ad valorem tax 1,292,333
 - G/F set aside 1,500,000

Budget Meetings

- Budget available on web at
 - www.co.cumberland.nc.us/finance
- Budget schedule
 - June 2, 5:30 p.m., room 564, department appeals/work session
 - June 13, 5:30 p.m., room 564, work session
 - **June 14, 7p.m., room 118, public hearing**
 - June 16, 5:30 p.m., room 564, work session
 - June 20, 6:45, p.m., room 118, adopt budget

**Cumberland County
FY2012 Recommended Budget**



**James E. Martin
County Manager**