

# State of the County Health Report

2020 Report



**Cumberland County Department of Public Health**

Dr. Jennifer Green, Director

[co.cumberland.nc.us/public-health](http://co.cumberland.nc.us/public-health)  
910-433-3600



**Progress on CHIPs**

In 2020, it has been difficult to implement the community health improvement plan (CHIP) due to the COVID-19 pandemic. The program has been able to successfully:

- Adopt Results-Based Accountability
- Transition CHIPS from paper-based to web-based documents
- Set up results, indicators, programs, and performance measures in Clear Impact Scorecard
- Link to the Healthy North Carolina (HNC) 2030 Scorecard to create greater awareness of population accountability
- COVID-19's impact on the CHA-CHIP-SOTCH process and the ability to work with partners and implement planned programs

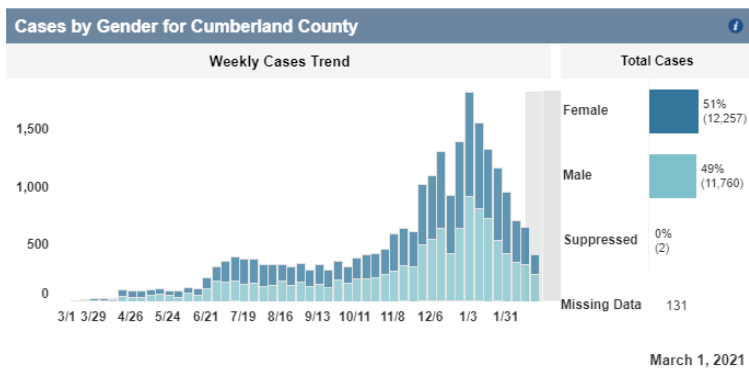
**Morbidity and Mortality Changes Since Last CHA**

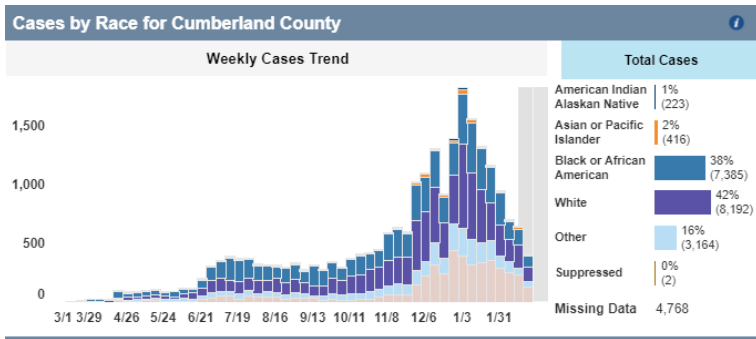
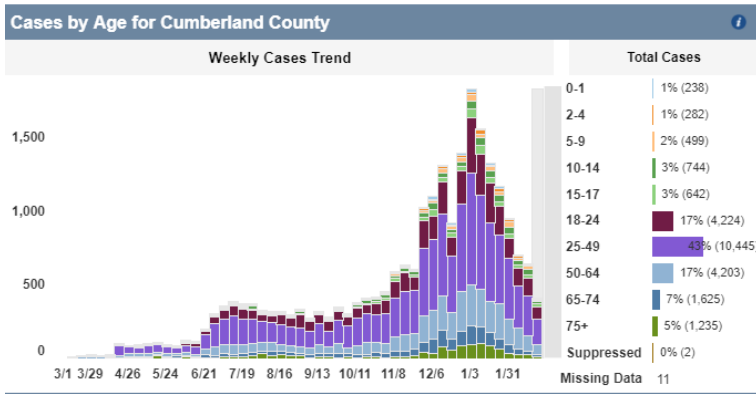
[Coronavirus Disease 2019 \(COVID-19\)](#) is a disease that was identified in late 2019 and was declared a pandemic on March 11, 2020. COVID-19 is an international, national and North Carolina public health emergency. The Cumberland County Department of Public Health reports 272 Cumberland County residents died from the coronavirus. There have been 23,911 cases reported since the onset of the pandemic.

Cumberland County remains in the Red Tier of the [NC County Alert System](#) with critical community spread. The county's case positivity rate is at 9.5%. The target rate recommended by the World Health Organization is 5%.

**Cumberland County COVID-19 UPDATE 2/26/2021**

CASES	
# of cases	23,911
% of positive cases	9.4%
# of deaths	272





County Alert Tier—Last updated using data from Jan. 31 – Feb. 13, 2021.

#### Demographics

### Cumberland County COVID-19 UPDATE 2/26/2021

#### Vaccination Data

Eligible Groups 1, 2, 3 (PreK-12 school staff and childcare workers)

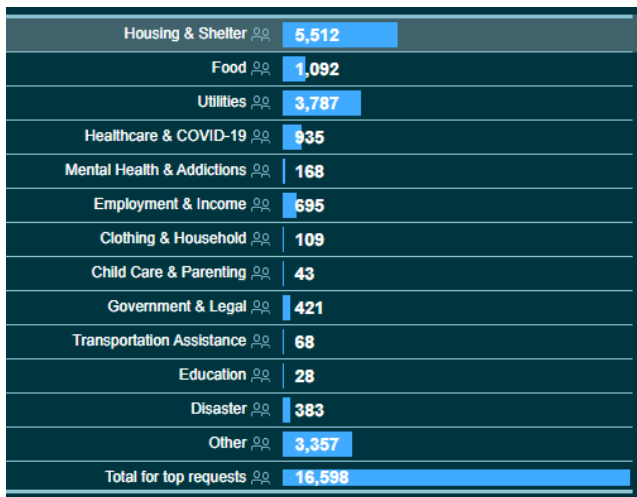
Doses administered to Cumberland County residents	
1 <sup>st</sup> dose administered through Feb. 24	34,048 NOTE: represents different providers receiving vaccines through North Carolina Department of Health and Human Services
2 <sup>nd</sup> dose administered through Feb. 24	22,256
1 <sup>st</sup> dose percent of population vaccinated through Feb. 24	10.1%
2 <sup>nd</sup> dose percent of population vaccinated through Feb. 24	6.7%

Deaths By Race	
American Indian/Alaskan Native	1%
Asian or Pacific Islander	2%


Deaths By Race	
Black or African American	40%
White	42%
Other	6%
Suppressed	9%
Missing Data on 23 deaths	

## Emerging Issues Since Last CHA

The COVID-19 pandemic has impacted the Cumberland County community. The impact of COVID-19 on the social determinants of health can be felt in areas where individuals and families requested these top categories for assistance: housing and shelter, utilities, and food (see chart below). Numbers displayed represent the number of requests for each category.



Most requests were made specifically for rental assistance.



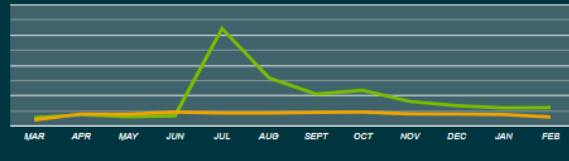
The highest rates of requests for housing and shelter requests came from Cumberland County during July 2020. **Cumberland County ranked number 1.**

TOP 10: Highest rates of requests for **Housing & Shelter** by County

Rank	County	Rank	County
1	Cumberland, NC	6	Gaston, NC
2	Mecklenburg, NC	7	Robeson, NC
3	Buncombe, NC	8	Lee, NC
4	Pitt, NC	9	Onslow, NC
5	Edgecombe, NC	10	Wayne, NC

**Request by time**

Housing & Shelter requests in the last year and prior year



This most current information can be found at <https://nc.211counts.org/#>.

Learn more about North Carolina's COVID-19 response efforts here: <https://covid19.ncdhhs.gov/>

Learn more about Cumberland County's COVID-19 response efforts here: <https://www.co.cumberland.nc.us/covid19>

**New/Paused/Discontinued Initiatives Since Last CHA**

The Greater Cumberland County Sector Partnership was convened by the Cumberland County Workforce Development Board and launched in June 2018 to work with healthcare employers to help solve critical issues in the region and aid the overall community. The partnership is comprised of dozens of healthcare employers, education partners, and non-profit agencies.

One of the many accomplishments of the partnership is their award of \$300,000 for an Improving the Regional Nursing Pipeline professional development program that will directly impact economic development efforts within the community by increasing student retention in nursing programs that can lead to a career averaging more than \$60,000 annually.

The Cumberland County Department of Public Health participates in partnership. However, due to the Health Department's active participation in COVID-19 testing, contact tracing, and vaccination clinics the partnership has been put on hold.

**Actions**

Name	Assigned To	Status	Due Date	Progress
------	-------------	--------	----------	----------